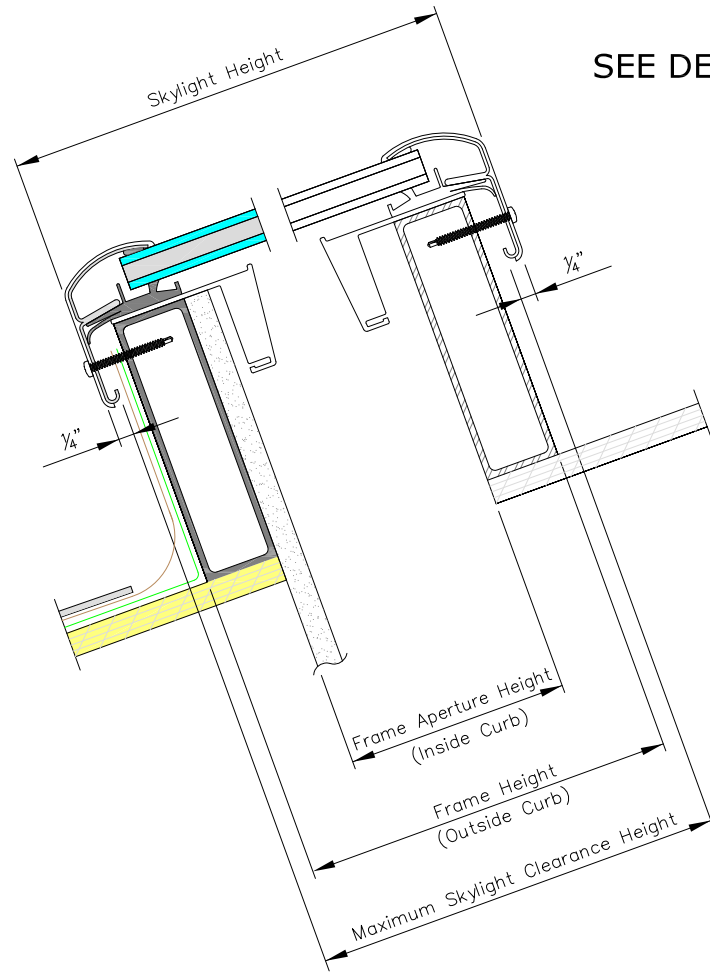


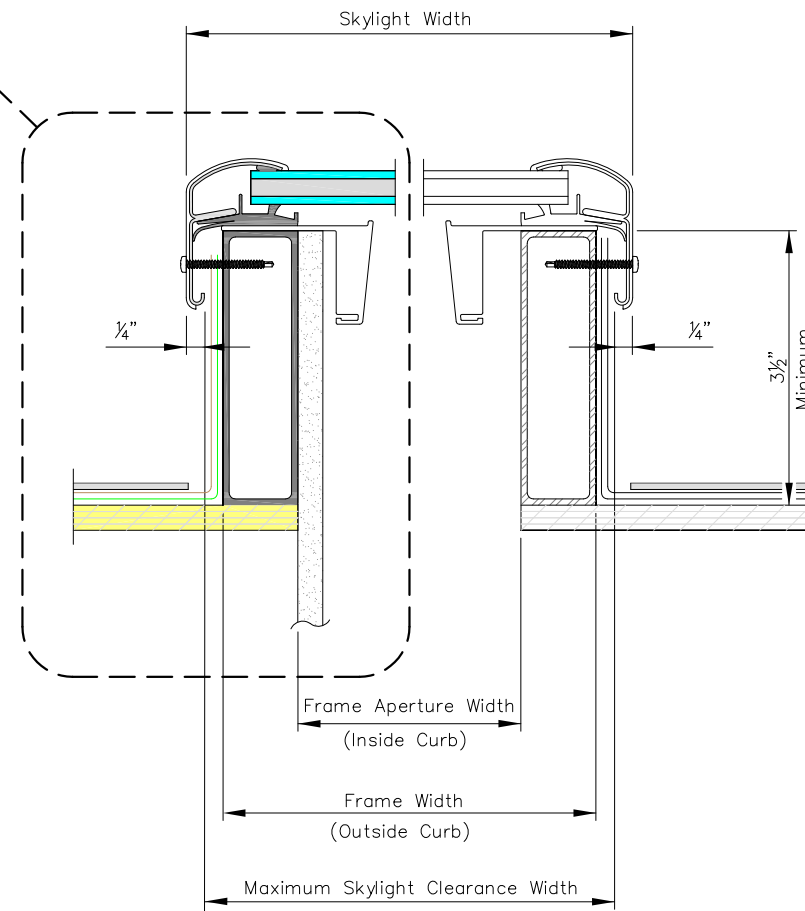


0:12 - 20:12

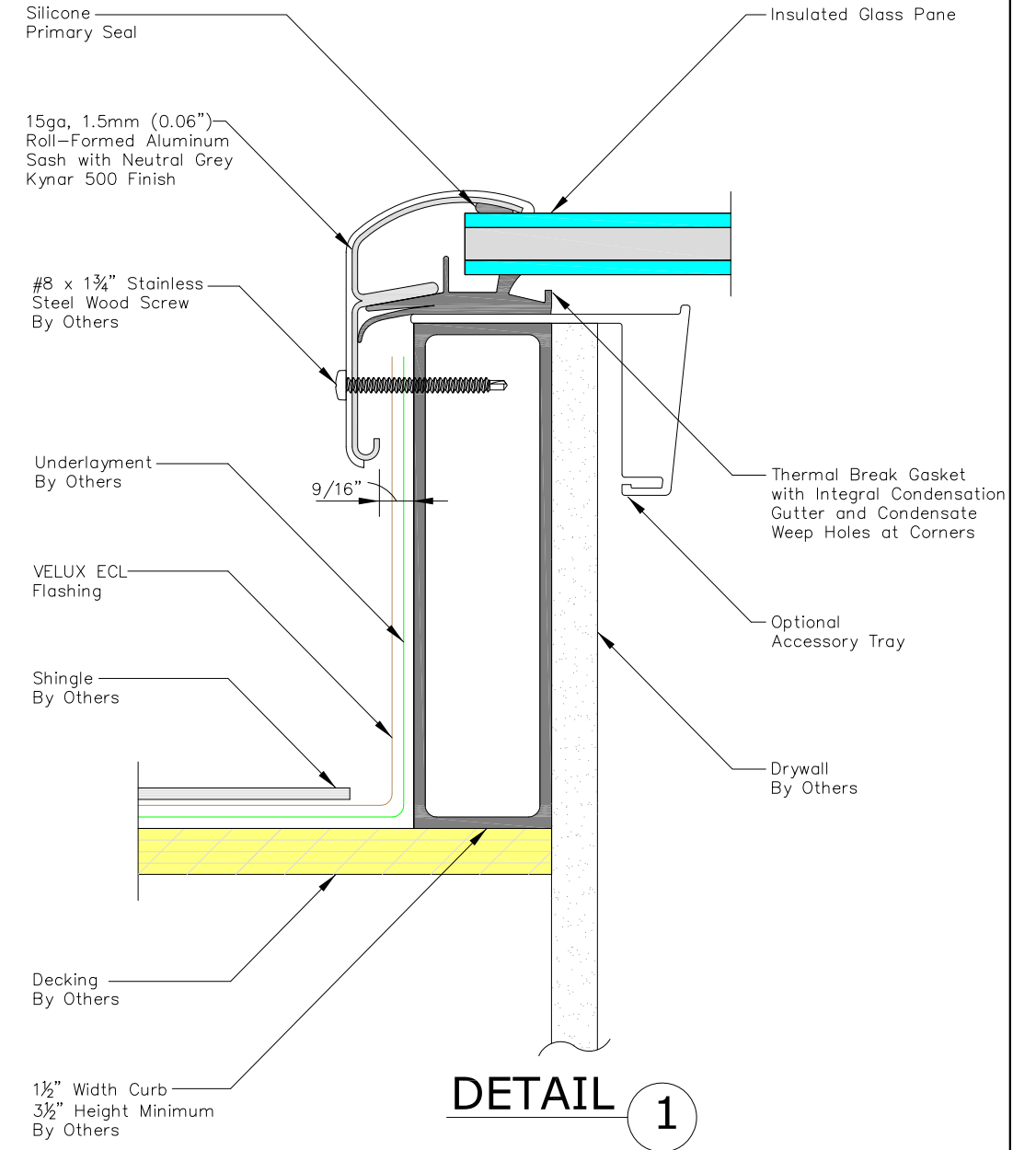


VERTICAL CROSS SECTION

SEE DETAIL 1



HORIZONTAL CROSS SECTION



DETAIL 1

PRODUCT DIMENSIONS

METRIC UNITS (MILLIMETERS)										IMPERIAL UNITS (INCHES)									
Size	Frame Width	Frame Aperture Width	Skylight Width	Maximum Skylight Clearance Width	Frame Height	Frame Aperture Height	Skylight Height	Maximum Skylight Clearance Height	Daylight Area (Sq. Meters)	Size	Frame Width	Frame Aperture Width	Skylight Width	Maximum Skylight Clearance Width	Frame Height	Frame Aperture Height	Skylight Height	Maximum Skylight Clearance Height	Daylight Area (Sq. Feet)
1430	445	368	485	473	851	775	892	879	0.28	1430	17 1/2	14 1/2	19 1/8	18 5/8	33 1/2	30 1/2	35 1/8	34 5/8	3.07
1446	445	368	485	473	1257	1181	1299	1286	0.43	1446	17 1/2	14 1/2	19 1/8	18 5/8	49 1/2	46 1/2	51 1/8	50 5/8	4.68
2222	648	572	689	676	648	572	689	676	0.33	2222	25 1/2	22 1/2	27 1/8	26 5/8	25 1/2	22 1/2	27 1/8	26 5/8	3.52
2230	648	572	689	676	851	775	892	879	0.44	2230	25 1/2	22 1/2	27 1/8	26 5/8	33 1/2	30 1/2	35 1/8	34 5/8	4.76
2234	648	572	689	676	953	876	994	981	0.50	2234	25 1/2	22 1/2	27 1/8	26 5/8	37 1/2	34 1/2	39 1/8	38 5/8	5.39
2246	648	572	689	676	1257	1181	1299	1286	0.68	2246	25 1/2	22 1/2	27 1/8	26 5/8	49 1/2	46 1/2	51 1/8	50 5/8	7.27
2270	648	572	689	676	1867	1790	1908	1895	1.02	2270	25 1/2	22 1/2	27 1/8	26 5/8	73 1/2	70 1/2	75 1/8	74 5/8	11.01
3030	851	775	892	879	851	775	892	879	0.60	3030	33 1/2	30 1/2	35 1/8	34 5/8	33 1/2	30 1/2	35 1/8	34 5/8	6.46
3046	851	775	892	879	851	1181	1299	1286	0.92	3046	33 1/2	30 1/2	35 1/8	34 5/8	49 1/2	46 1/2	51 1/8	50 5/8	9.85
3434	952	876	994	981	952	876	994	981	0.77	3434	37 1/2	34 1/2	39 1/8	38 5/8	37 1/2	34 1/2	39 1/8	38 5/8	8.27
3446	952	876	994	981	1257	1181	1299	1286	1.03	3446	37 1/2	34 1/2	39 1/8	38 5/8	49 1/2	46 1/2	51 1/8	50 5/8	11.14
4622	1257	1181	1299	1286	648	572	689	676	0.68	4622	49 1/2	46 1/2	51 1/8	50 5/8	25 1/2	22 1/2	27 1/8	26 5/8	7.27
4646	1257	1181	1299	1286	1257	1181	1299	1286	1.39	4646	49 1/2	46 1/2	51 1/8	50 5/8	49 1/2	46 1/2	51 1/8	50 5/8	15.02

STANDARD GLAZING OPTIONS:

- Laminated LowE3 (04)
- Tempered LowE3 (05)
- Impact (06)
- Miami-Dade (07)
- White Laminated (08)

COMPATIBLE FLASHINGS:

- ECL Step flashing
- ECW Tile flashing



Sky-Global Product Management

VELUX
1418 Evans Pond Road
Greenwood, SC 29649
1-800-88-VELUX
www.VELUXUSA.com

FCM - Fixed Curb Mounted Skylight

This drawing is an instrument of service and is provided for informational use only.